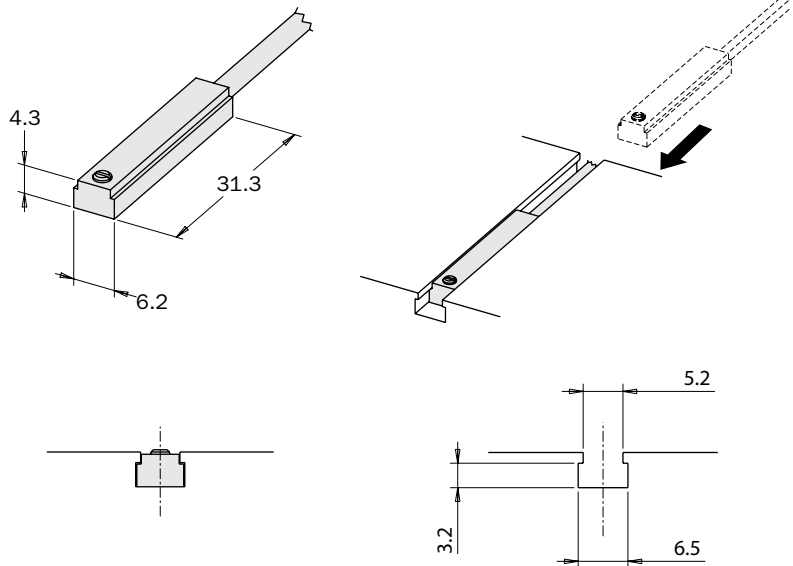



Magnetic sensors for T-slots

- Reed or GMR sensors.
- PNP or NPN logic output for magnetoresistive sensors.
- No problems in case of vibrations.
- Cable or M8 connector output.
- 100% traceability.
- Standard T-slot inline mounting.
- Optional K-SL slot adaptors.
- Optional 2.5m, 5m and 10m cable extensions.
- Axial mounting.

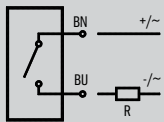
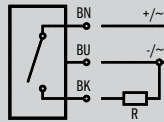
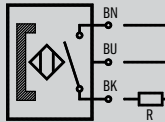
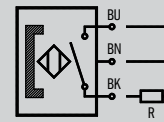
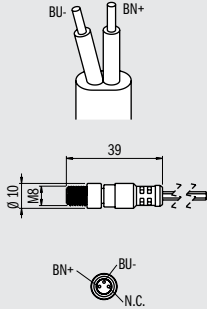
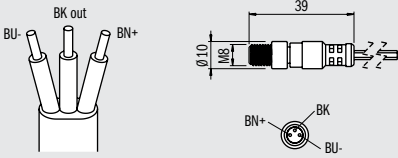


Dimensions (mm)

Application examples



Rotary Units
Quick Changer
Profiles and Brackets
Grippers
Linear Actuators
Suspensions
Nippers
Robot Kit
Options
Sensors

Sensor with cable	SL1C225-G	SL4D225-G	SL4N225-G	SL4M225-G
Sensor with M8 connector	SL2C203-G	SL3D203-G	SL3N203-G	SL3M203-G
Sensor type	2-wire reed Normally Open	3-wire PNP reed Normally Open	Magnetostrictive PNP Normally Open	Magnetostrictive NPN Normally Open
Power supply	3+30 Vac/dc		6+30 Vdc	
Switching current	0.2 A			
Power rating (Ohmic load)	6 W			
Nominal switching point	20+25 AT		40±10 Gauss	
ON-OFF differential	5+10 AT		5+25 Gauss	
ON switching time	0.5 ms			
OFF switching time	0.5 ms			
Operating temperature	-10+70°C			
Switching frequency	500 kHz		200 kHz	
Electric service life	10 ⁷ imp.		10 ⁹ imp.	
Piston speed	10 m/s			
Reverse polarity protection	Yes			
Protection rating	IP 67			
Sensor body material	PA; AISI 303			
Standard cable length	2.5 m (flying cable) - 0.3 m (cable with M8 connector)			
Sheathing - insulation	PVC CEI 20-22II O.R.			
Conductors	0.14 mm ² / AWG 26 / 36 x 0.07 mm ²			
M8 connector material	PUR / gold-plated brass			
CE reference standards	CEI EN 60529; CEI EN 60947-5-2; CEI EN 61000-6-2; CEI EN 61000-6-3; CEI EN 55022; CEI EN 61000-4-2; CEI EN 61000-4-3; CEI EN 61000-4-4; CEI EN 65000-4-5; CEI EN 61000-4-6; CEI EN 61000-4-8; CEI EN 61000-4-11			
Wiring diagrams				
Connections		 Brown (BN +); Blue (BU -); Black (BK OUT); Not connected N.C.		