


Barbed Fittings

(Shown Actual Size)

Barb Fitting Reference

Use Soft Polyurethane tubing with barbed fittings. Soft PU tubing's extra elasticity provides a snug fit against the barb stem.



Application for Soft Polyurethane Tubing


Stem øOD range	Soft PU øID	Soft PU øOD
2.5 - 3.0	2.4	4
3.8 - 4.6	4	6
5.5 - 6.4	5	8

Note: Using soft polyurethane tubing with push-in fittings gives unacceptable results.

Throughout your system, it is recommended to be consistent in using soft polyurethane tubing with barb fittings **OR** polyurethane tubing with push-in fittings. However, integrating some barbed fittings in a primarily push-in system can provide acceptable results.

Polyurethane Tubing Compatibility

Barb Stem øOD	PU Tube øOD	PU Tube øID	Compatibility
2.7	4	2.4	Poor
2.9	4	2.4	No
3.0	4	2.4	No
3.8	6	4	Okay
3.9	6	4	Good
4.0	6	4	Good
4.2	6	4	Good
6.4	8	6	Good



Barb Straight Fitting


Quick#	Part#	Thread	Stem øOD	Tube øID	Price
256	GSF-BS-M304	M3	2.7	2.4	\$1.29
257	GSF-BS-M504	M5	2.7	2.4	\$0.67
258	GSF-BS-M506	M5	3.8	4	\$0.77
259	GSF-BS-G804	G1/8"	3.0	2.4	\$2.29
260	GSF-BS-G806	G1/8"	4.0	4	\$2.29
261	GSF-BS-G808	G1/8"	6.4	5	\$2.29
262	GSF-BS-R804	R1/8"	2.7	2.4	\$1.16
263	GSF-BS-R806	R1/8"	3.8	4	\$1.16

Note: Male R1/8 fits Female G1/8.




Barb Elbow Fitting

Quick#	Part#	Thread	Stem øOD	Tube øID	Price
264	GSF-BE-M304	M3	2.7	2.4	\$3.33
265	GSF-BE-M504	M5	2.7	2.4	\$2.09
266	GSF-BE-M506	M5	3.9	4	\$2.09



Barb Elbow Swivel Fitting

Quick#	Part#	Thread	Stem øOD	Tube øID	Price
267	GSF-BES-G803	G1/8"	2.9	2.4	\$6.23
268	GSF-BES-G804	G1/8"	3.9	4	\$6.23
269	GSF-BES-G806	G1/8"	6.4	5	\$6.23



Barb T Swivel Fitting

Quick#	Part#	Thread	Stem øOD	Tube øID	Price
272	GSF-BTS-M303	M3	2.9	2.4	\$8.37
276	GSF-BTS-M504	M5	2.9	2.4	\$8.37
277	GSF-BTS-M506	M5	3.9	4	\$8.37
280	GSF-BTS-G803	G1/8"	2.9	2.4	\$8.66
281	GSF-BTS-G804	G1/8"	3.9	4	\$8.66
282	GSF-BTS-G806	G1/8"	6.4	5	\$8.66