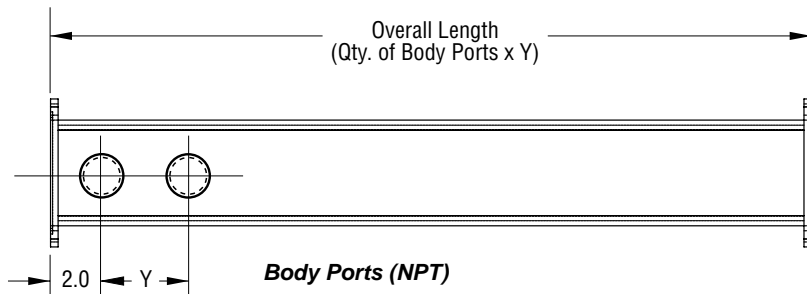


Configurable Water Manifold Form

Fax: 216-535-4823

Tube Size: 1 1/2" x 1 1/2"



Body Ports (NPT)

Size: 1/4" 3/8" 1/2" 3/4" 1" Other:

2" Y Spacing for 1/4" Port Size,
2 3/4" Y Spacing for all other Port Sizes.

Quantity:

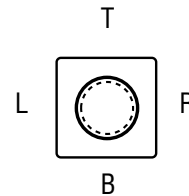
Location: T L R

*Note: Port Sizes larger than 1" NPT requires the 2 1/2" x 2 1/2" Tube Size.

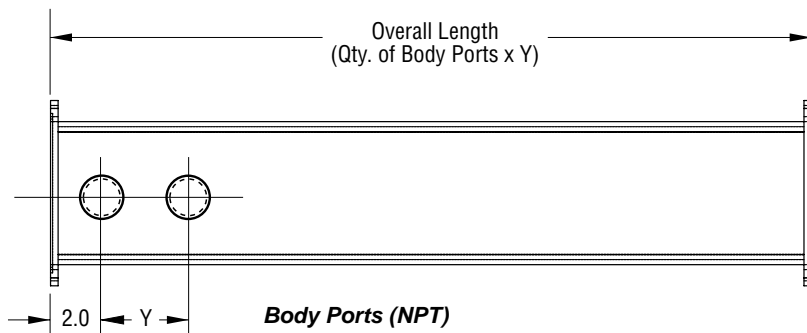
Construction:

- Stainless Steel
- Painted - Red
- Painted - Blue

* End Ports, Blank end plates, Middle divider plates, & Mounting brackets are sold separately.



Tube Size: 2 1/2" x 2 1/2"



Body Ports (NPT)

Size: 1/4" 3/8" 1/2" 3/4" 1" *1 1/4" *1 1/2" Other:

2" Y Spacing for 1/4" Port Size,
2 3/4" Y Spacing for 3/8", 1/2", 3/4", and 1" Port Sizes.
3 1/2" Y Spacing for 1 1/4" & 1 1/2" Ports.

Quantity:

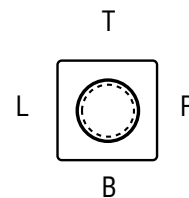
Location: T L R

* Body Port Sizes 1 1/4" & 1 1/2" only available with 2 1/2" x 2 1/2" Tube Size.

Construction:

- Stainless Steel
- Painted - Red
- Painted - Blue

* End Ports, Blank end plates, Middle divider plates, & Mounting brackets are sold separately.



Company: _____

Telephone: _____

Name: _____

Fax: _____

Date: _____

Quote Order

Email: _____